







Quadrilateral Classification Chart

Shape	Characteristics	Name
	No parallel sides	Trapezium
	Exactly one pair of parallel sides	Trapezoid
	Two pairs of parallel sides	Parallelogram
	Parallelogram with congruent sides	Rhombus
	Parallelogram with right angles	Rectangle
	Rectangle with congruent sides	Square

Note that squares, rectangles, and rhombuses are types of parallelograms and that a square is a type of rectangle and a type of rhombus.